

# Accessible Apologetics: The Complete Course

A Five to Ten-Week Series

By Mikel Del Rosario

## Lesson 1: Introduction to Apologetics

- What is Christian Apologetics?
- Why Defend My Faith?

## Lesson 2: Faith and Reason

- Do Faith and Reason Mix?
- How Do I Know Christianity is True?

## Lesson 3: Evidence for God


- Is God Real?
- Why Does God Allow Evil?

## Lesson 4: Fact or Fiction

- Did God Speak to Us?
- Can I Trust My Bible?

## Lesson 5: Dead or Alive

- Making History?
- Did Jesus Rise from the Dead?



#



**Lesson 1: Introduction to Christian Apologetics**


Time: Two 45-minute sessions or one 1 ½ hour session

1. **Introduction**
  - a. Want to study apologetics?
  - b. Defend without getting defensive
  - c. Argue without being argumentative
  - d. Speak the truth in love
2. **What is Christian Apologetics?**
  - a. About the discipline
  - b. Three essential elements
3. **Why Defend My Faith?**
  - a. Jesus gave people reasons to believe
  - b. Case study
  - c. Jesus’ disciples gave reasons to believe
4. **Christian objections to studying apologetics**
  - a. “People don’t come to faith through apologetics.”
  - b. “Without faith, it’s impossible to please God.”
  - c. “Just preach the Word because it will not return void.”
5. **Christian objections to supporting Scripture with evidence.**
  - a. “We must believe Scripture’s true because it says it’s true or else you’re ‘testing Scripture’ by another standard.”
  - b. “People won’t repent no matter how much evidence you give them.”

**Lesson 2: Faith and Reason**

Time: Two 45-minute sessions or one 1 ½ hour session

1. **Introduction**
  - a. Indiana Jones, faith and reason
  - b. Tertullian, Athens and Jerusalem
2. **Do Faith and Reason Mix?**
  - a. Faith and belief
  - b. Faith and the will
  - c. Faith and reason
3. **How Do I Know Christianity is True?**
  - a. Knowing the faith is true
  - b. Showing the faith is true
4. **Answering Objections to truth**
  - a. Encountering relativism
  - b. Conversational tactics
  - c. Responding to relativistic slogans



**High-Quality Student Outlines**  
 Make up to 50 copies for your class.



**Lesson 3: Evidence for God**

Time: Two 45-minute sessions or one 1 ½ hour session

**1. Introduction**

- a. A dead guy’s Facebook page
- b. Imagine there’s no heaven
- c. How God makes a difference

**2. Is God Real?**

- a. Why ask this question?
- b. Three arguments for the existence of God
- c. An argument based on the existence of the universe
- d. An argument based on design we see in the universe
- e. An argument based on objective moral values

**3. Why Does God Allow Evil?**

- a. Defining the problem
- b. Thinking about evil
- c. Evil as evidence for God
- d. Answering the problem of evil



**Lesson 4: Fact or Fiction**

Time: Two 45-minute sessions or one 1 ½ hour session

**1. Introduction**

- a. The Blind Men and the Elephant
- b. Tell it like it is

**2. Did God Speak to Us?**

- a. More than experience
- b. Only two options
- c. Three signs of the supernatural

**3. Can I Trust My Bible?**

- a. How reliable is your Bible?
- b. The Old Testament
- c. The New Testament

**4. Questions and Conspiracies**

- a. Missing books of the Bible?
- b. What about the Apocrypha?
- c. What about the Gnostic Gospels?
- d. Was the Bible changed?




**Microsoft PowerPoint Presentations**  
Ready-to-go lesson content on professionally-designed templates.

**This user-friendly lesson includes:**

- An attention-grabbing introduction
- A big-picture lesson overview
- Clear class objectives
- Detailed speaking notes
- Primary Scriptures
- Options for allotting your class time
- Teaching prep and lesson
- Interactive elements
- Suggested physical objects/ memory devices
- Opening questions to get things started
- Summary discussion questions
- Suggested application
- A memory verse

**The complete resource also includes:**

- Professional PowerPoint presentations
- Printable PowerPoint absentee handouts
- Student lesson outline with blanks, key definitions and works cited for further study
- An amazing user license: **Print FIFTY (50)** student lesson outlines!
- **Bonus!** Suggested e-mails, texts, tweets, and Facebook status updates (if your group's into that stuff!)



**Accessible Apologetics: The Complete Course**

By Mikel Del Rosario

<http://apologeticsguy.com/lessons>



**Lesson 5: Dead or Alive**

Time: Two 45-minute sessions or one 1 ½ hour session

**1. Introduction**

- a. The strangest passage in religion
- b. I saw the sign
- c. Body of evidence

**2. Making History?**

- a. How we know past events really happened
- b. Five types of evidence that help make history

**3. Did Jesus Rise from the Dead?**

- a. Five historical facts
- b. Jesus' death on the cross
- c. The disciple's belief that they saw Jesus after he rose from the dead
- d. The conversion of the persecutor, Paul
- e. The conversion of the skeptic, James
- f. The empty tomb